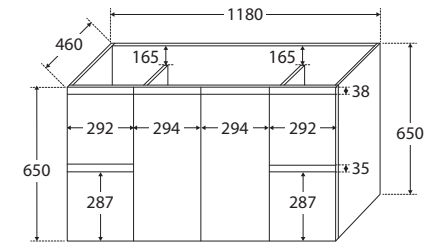


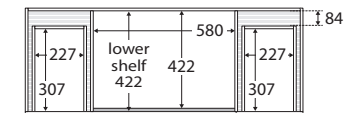
Edge 1200MM WALL-HUNG CABINET

Features

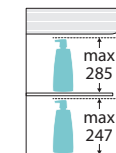
- Textured print on interior and exterior
- Bevelled edge pull-channel
- Soft-close doors and drawers
- Full extension drawer runners
- 16 mm thick backing board and drawer bases



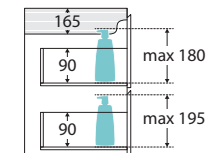
TOP VIEW: SHELF AREA & DRAWER AREA



SIDE VIEW: SHELF STORAGE



SIDE VIEW: RECESS & DRAWER STORAGE



Available in



Scandi Oak with
Left Drawers
120S



Walnut with
Left Drawers
120WA



Industrial with
Left Drawers
120X

Cleaning & Care

- Regularly clean with mild soapy water using a clean, soft cloth.
- Do not use harsh detergents, bleach, abrasive cleaners or cream/wax cleaners. These substances can result in scratches and/or deposit build-ups that will affect the appearance.
- Avoid placing hot objects, such as hair straighteners, on any surface as these will cause discolouration and marking.
- Spills of hair dye, after-shave lotion, nail polish and remover, aerosol spray and other harsh chemicals should be removed immediately to prevent damage and discolouration. Clean immediately with mild soapy water using a clean, soft cloth.

We aim to ensure that specifications are correct at the time of publication. All measurements are shown in millimetres. For MDF cabinetry, please allow +/- 5 mm tolerance per 1000 mm for manufacturing variance in straightness. Always use measurements of actual product received for final specification as the technical drawing may contain differences. Due to printing limitations, physical colour may vary from the image shown. Fienza reserves the right to make modifications without prior notice.