







Nero

Mecca Care 32mm Ambulant 90 Degree Bent Tube Grab Rail 600X1000mm

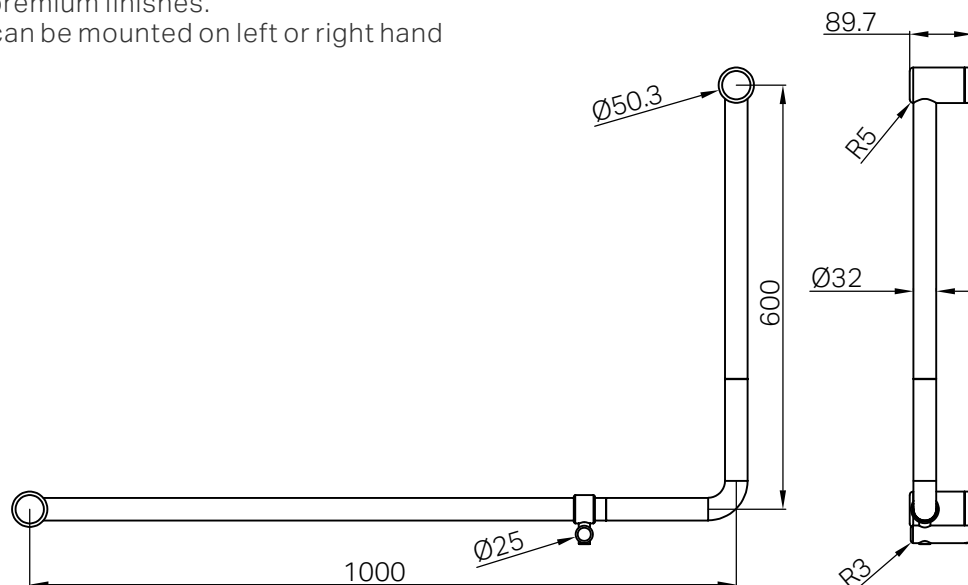
Finish & SKU

 Chrome NRRCR3290eCH	 Brushed Nickel NRRCR3290eBN
 Matte Black NRRCR3290eMB	 Brushed Gold NRRCR3290eBG
 Brushed Bronze NRRCR3290eBZ	 Gun Metal NRRCR3290eGM



Features

- 32mm diameter for a comfortable grip.
- Supports up to 150kg grab force for enhanced safety.
- Approved for Australian AS1428.1 for DDA Accessible toilets, reports available on request.
- Constructed from high-quality stainless steel for durability.
- Corrosion-resistant finish for long-lasting performance.
- Available in 6 premium finishes.
- The same rail can be mounted on left or right hand side.



Maintenance And Care

- Regularly check the mixer and connections for signs of wear or leaks.
- Clean the tap with mild soapy water to maintain its appearance, avoiding harsh chemicals and abrasive materials that may damage the finish.

- Dimensions are nominal measurements only.