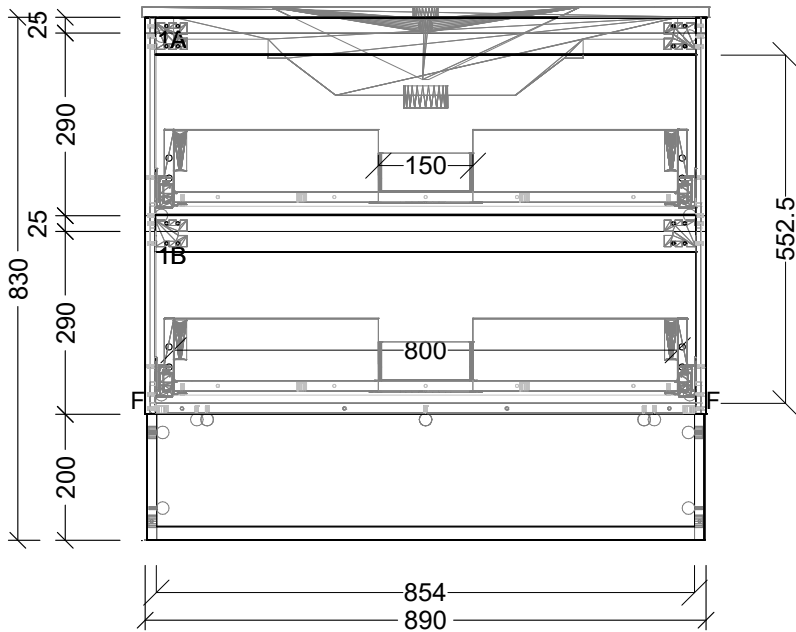
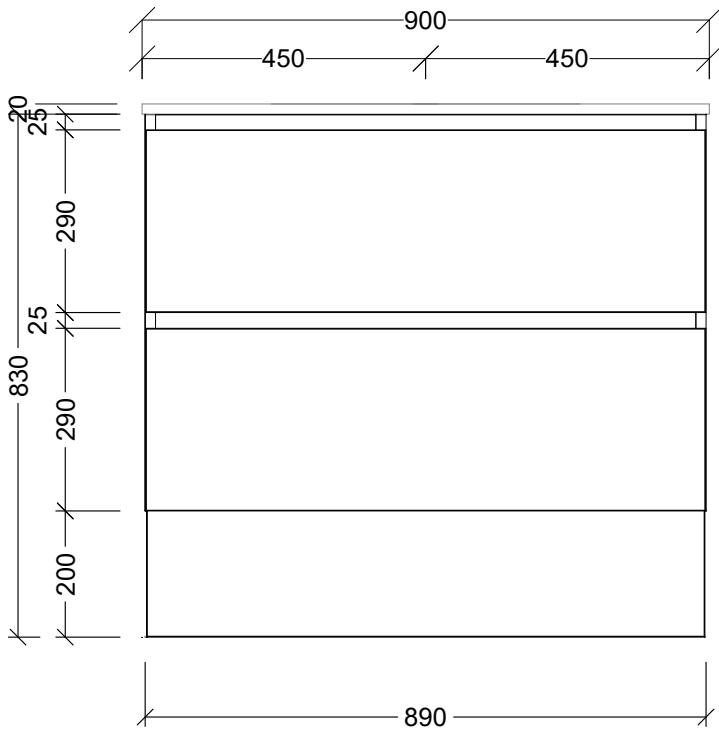
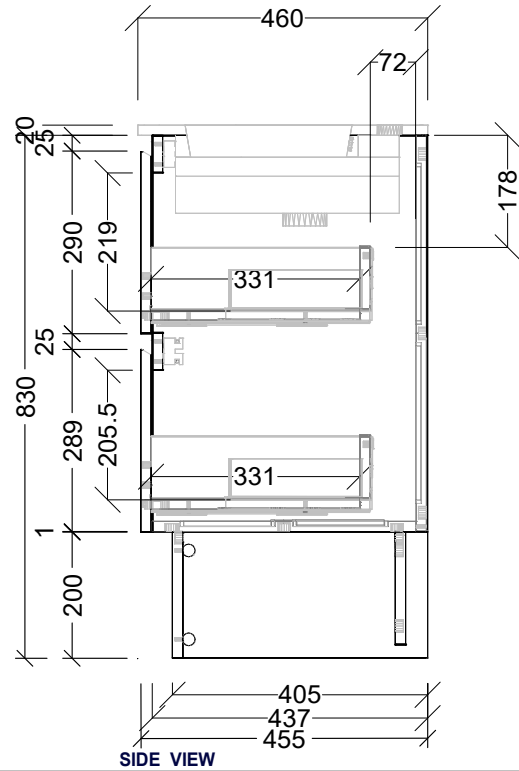


EXTERNAL VIEW



INTERNAL VIEW



SIDE VIEW



Range	Elemental Plus Vanity
Mount	Floor Standing/Wall Hung
Size	900
SKU	ELMP-VCO-900-C-X-F

TOP DETAILS

1 - Alpha Top

NOTES - Detachable Toe

Revision	01
Date	22/05/26

DIMENSIONS SHOWN ARE IN MILLIMETERS, ARE NOMINAL ONLY AND SUBJECT TO CHANGE AT ANY TIME.  
DO NOT SCALE DRAWINGS.  
INSTALLER TO CONFIRM ALL DIMENSIONS ON-SITE PRIOR TO INSTALL.  
SIZE VARIATION (+/- 3%) IS TO BE EXPECTED ON CERAMIC TOPS.  
E&OE.

Copyright ©

**Timberline**

22 Myrtle Drive, Armidale NSW 2350  
www.timberline.com.au  
02 6773 8500